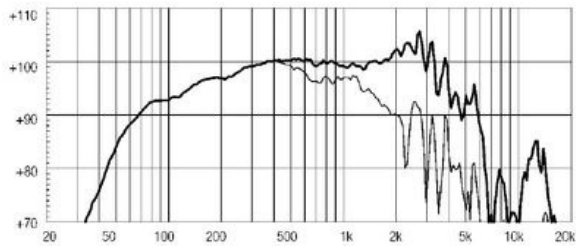
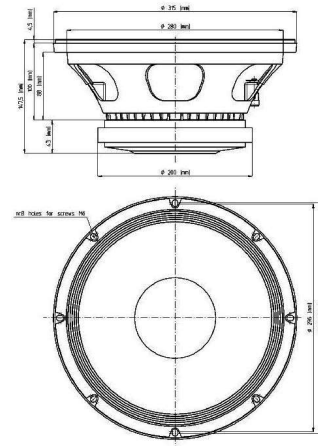
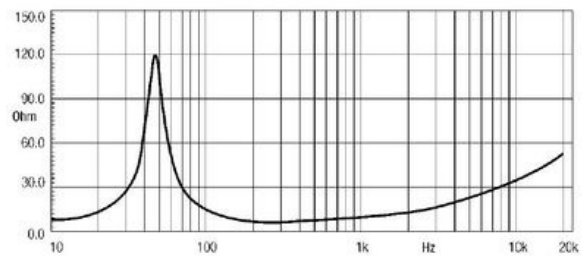


12MB600 8Ω

LF drivers - 12.0 Inches



FREQUENCY RESPONSE CURVE OF 12MB600 MADE ON 50 LIT. ENCLOSURE TUNED 60HZ IN FREE FIELD (4PI) ENVIRONMENT. ENCLOSURE CLOSES THE REAR OF THE DRIVER. THE THIN LINE REPRESENTS 45 DEG. OFF AXIS FREQUENCY RESPONSE



FREE AIR IMPEDANCE MAGNITUDE CURVE



12MB600 8Ω

LF drivers - 12.0 Inches

SPECIFICATIONS

Nominal Impedance	8 Ω
Minimum Impedance	6.5 Ω
Nominal Power Handling ¹	450 W
Continuous Power Handling ²	600 W
Sensitivity ³	101.0 dB
Frequency Range	58 - 5000 Hz
Voice Coil Diameter	75 mm (3.0 in)

PARAMETERS⁴

Resonance Frequency	44 Hz
Re	5.0 Ω
Qes	0.19
Qms	3.9
Qts	0.18
Vas	115.0 dm ³ (4.06 ft ³)
Sd	531.0 cm ² (82.31 in ²)
Xmax	4.5 mm
Mms	43.0 g
Bl	18.0 Txm
Le	1.32 mH
EBP	231 Hz

DESIGN

Recommended Enclosure	50.0 dm ³ (1.77 ft ³)
Recommended Tuning	55 Hz

MOUNTING AND SHIPPING INFO

Overall Diameter	315 mm (12.4 in)
Bolt Circle Diameter	298 mm (11.73 in)
Baffle Cutout Diameter	282.0 mm (11.1 in)
Depth	147 mm (5.81 in)
Flange and Gasket Thickness	16 mm (0.65 in)
Net Weight	8.3 kg (18.3 lb)
Shipping Weight	9.0 kg (19.84 lb)
Shipping Box	332 x 332 x 184 mm (13.07x13.07x7.24 in)

1. 2 hours test made with continuous pink noise signal within the range Fs-10Fs. Power calculated on rated minimum impedance. Loudspeaker in free air.
2. Power on Continuous Program is defined as 3 dB greater than the Nominal rating.
3. Applied RMS Voltage is set to 2.83 V for 8 ohms Nominal Impedance.
4. Thiele-Small parameters are measured after a high level 20 Hz sine wave preconditioning test.